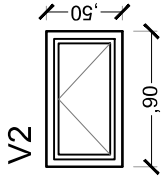
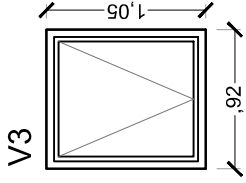


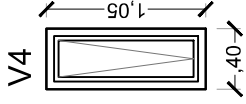
V1  
VENTANA CORREDIZA  
ALUMINIO NEGRO -  
VIDRIO 3+3  
CANT: 5



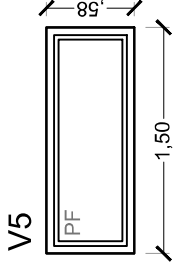
V2  
VENTANA BANDEROLA  
ALUMINIO NEGRO -  
VIDRIO 3+3 ESMERILLADO  
CANT: 2



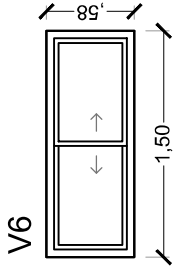
V3  
VENTANA BRAZO EMPUJE  
ALUMINIO NEGRO -  
VIDRIO 3+3  
CANT: 4



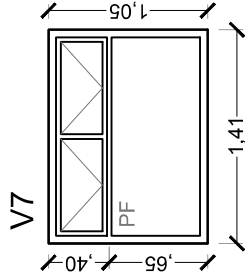
V4  
VENTANA BRAZO EMPUJE  
ALUMINIO NEGRO -  
VIDRIO 3+3  
CANT: 9



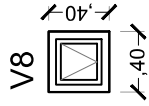
V5  
VENTANA PANO FIJO  
ALUMINIO NEGRO -  
VIDRIO 3+3  
CANT: 2



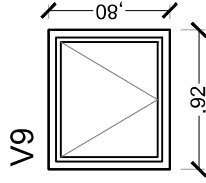
V6  
VENTANA CORREDIZA  
ALUMINIO NEGRO -  
VIDRIO 3+3  
CANT: 1



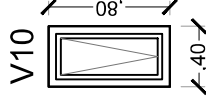
V7  
VENTANA BRAZO EMPUJE + PF  
ALUMINIO NEGRO -  
VIDRIO 3+3  
CANT: 3



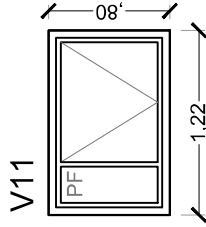
V8  
VENTANA BRAZO EMPUJE  
ALUMINIO NEGRO -  
VIDRIO 3+3  
CANT: 4



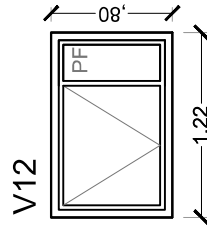
V9  
VENTANA BRAZO EMPUJE  
ALUMINIO NEGRO -  
VIDRIO 3+3  
CANT: 5



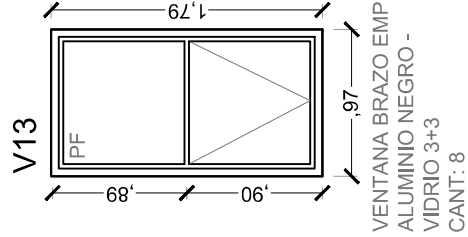
V10  
VENTANA BRAZO EMPUJE  
ALUMINIO NEGRO -  
VIDRIO 3+3  
CANT: 6



V11  
VENTANA BRAZO EMPUJE + PF  
ALUMINIO NEGRO -  
VIDRIO 3+3  
CANT: 3



V12  
VENTANA BRAZO EMPUJE + PF  
ALUMINIO NEGRO -  
VIDRIO 3+3  
CANT: 1



V13  
VENTANA BRAZO EMPUJE + PF  
ALUMINIO NEGRO -  
VIDRIO 3+3  
CANT: 8

- LAS ABERTURAS SON EN ALUMINIO NEGRO, LINEA MODENA
- LAS VENTANAS VAN COLOCADAS SOBRE PREMARCOS YA AMURADOS EN OBRA
- LAS PUERTAS SON PARA AMURAR EN OBRA NO TIENEN PREMARCOS
- SE DEBERA MEDIR EN OBRA ANTES DE REALIZARLAS